



Presentation Standards

Containing important information related to setup situations, lighting, video installations, print and delivery of artwork designed by EXPO Artist.

This manual scopes to: Physical Items ◦ Video Installations ◦ NFT's

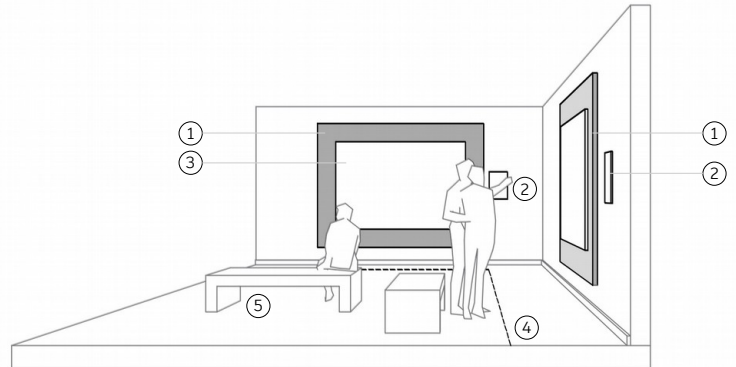
EXPO

DIGITAL ARTIST & VISUALIZER

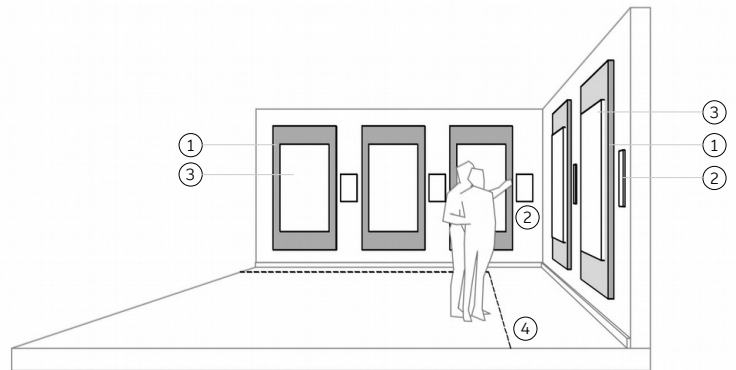
ALSO CONNECT TO: WWW.WHOISEXPO.COM

1 / 6

Setup Situations



Situation 1 – Exhibition of large formats (long > A2)



Situation 2 – Exhibition of portrait formats (high / 2 : 3)

- ① Base plates (chipboard or painted MDF) in RAL 840M or 790M with secure wedge suspension
- ② In the middle of the base plate, but all at the same height, the descriptive texts with white lettering are attached to KAPA® plates in RAL790M
- ③ The artwork is fixed to the base plates with appropriate fasteners
- ④ If possible, an optimal viewing distance of > 1.00 m should be conveyed by discreet marking
- ⑤ Adequate number and type of seating should invite the viewers to linger. Simple U-shaped benches are suitable.

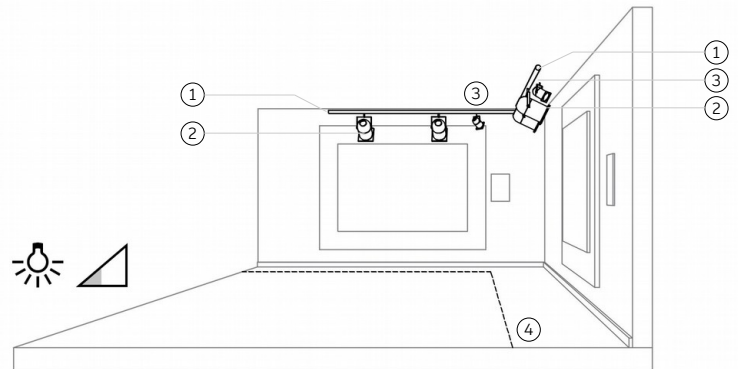
EXPO

DIGITAL ARTIST & VISUALIZER

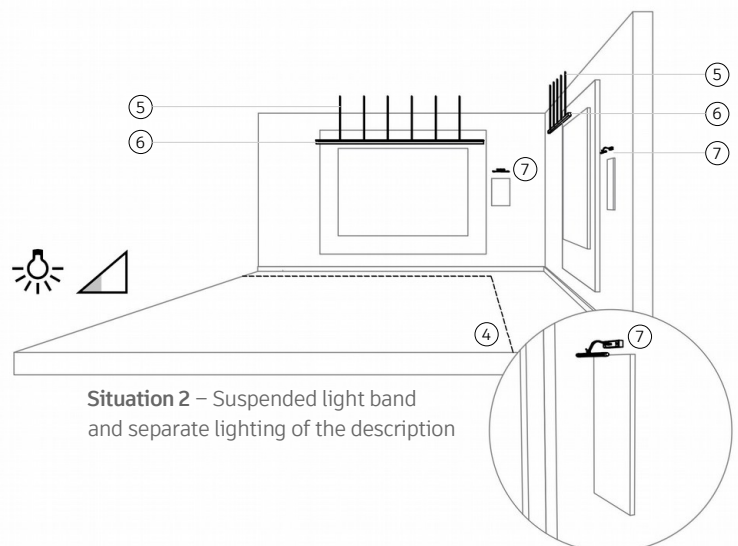
ALSO CONNECT TO: WWW.WHOISEXPO.COM

2 / 6

Lighting Situations



Situation 1 – Individual lights on rail system



Situation 2 – Suspended light band and separate lighting of the description

- ① Electricity-carrying base rail with mount for single lights
- ② (Min. two) individual single lights of adequate power - pivoting type
- ③ One dimmed point spotlight to illuminate the descriptions plates
- ④ If possible, an optimal viewing distance of > 1.00 m should be conveyed by discreet marking
- ⑤ Electricity-carrying suspension rope - Use dark cables if possible
- ⑥ LED light band with adjustable intensity
- ⑦ Individual dimmed panel lights in front - if possible without visible cables

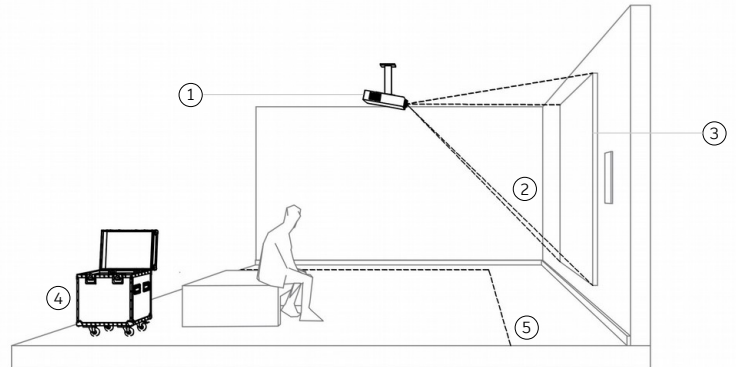
EXPO

DIGITAL ARTIST & VISUALIZER

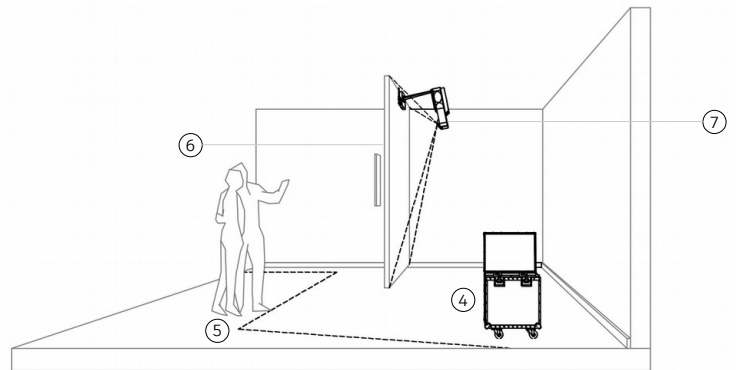
ALSO CONNECT TO: WWW.WHOISEXPO.COM

3 / 6

Video Installations



Situation 1 – Conventional illumination by ceiling projector



Situation 2 – Rear projection through special panel

- ① Conventional projector mounted on the ceiling
- ② Projectors light cone outside the viewer's movement area
- ③ (Bright) Projection surface in defined dimensions - only sheets permitted
- ④ If necessary, computer equipment in a decentralized case
- ⑤ If possible, an optimal viewing distance of > 1.00 m should be conveyed by discreet marking
- ⑥ (Bright) Suspended projection surface in the room - suitable for RP
- ⑦ Rear projector with ceiling mounting or attachment to the display panel

EXPO

DIGITAL ARTIST & VISUALIZER

ALSO CONNECT TO: WWW.WHOISEXPO.COM

4 / 6

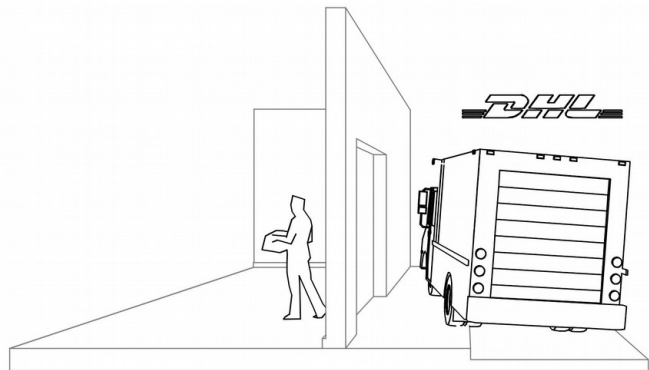
Prints and Transport

All pieces (except video inst.) are provided in these standard formats

Direct printing on KAPA® or photo lamination Each as a set with the associated text panel in RAL790M with white writing in the all desired languages	Direct printing on KAPA® or photo lamination Each as a set with the associated text panel in RAL790M with white writing in the all desired languages
---	---

Format 1 – 30 x 40 cm

Format 2 – 42 x 59.4 cm (A2)



The delivery will be organized and paid for for you. Expo owned items are shipped exclusively with DHL with documented handing over.

Curators and gallery owners can select artworks online from my catalogue. In consultation, it is then clarified whether and when the objects will arrive at the destination.

There are fixed minimum batch sizes for the exhibition of a work. Either 12-20 or 20-40 pieces per exhibitor can be queried. The simultaneous exhibition of two pieces is not possible.

The exhibitor must have valid liability insurance with the appropriate coverage. Proof of the insurance policy must be provided separately in advance of the exhibition. In addition, the exhibitor is obliged to take reasonable precautions and security measures to protect the artist's property from possible damage or theft. If the entire scope of the exhibition is purchased by the gallery owner in advance, this regulation is no longer applicable.

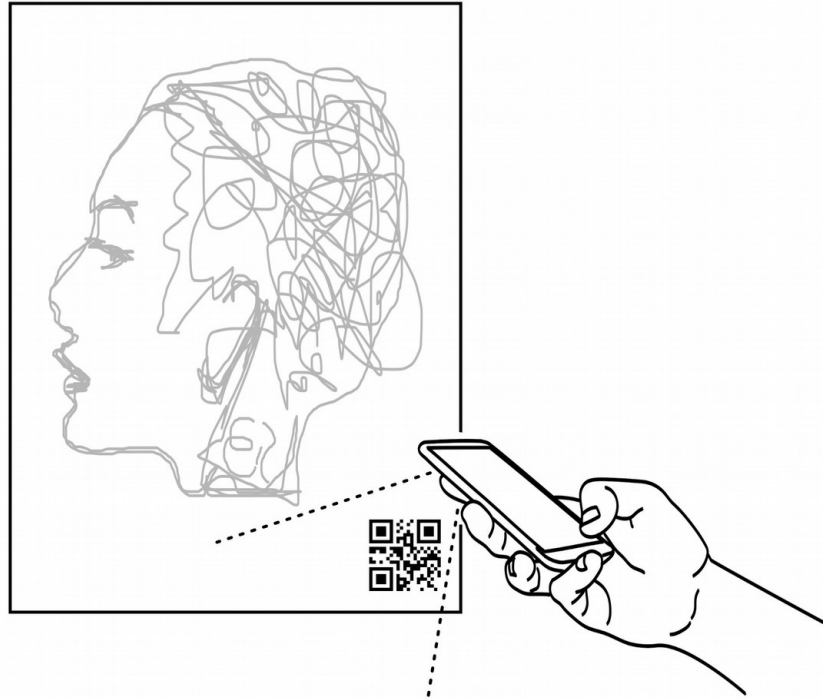
EXPO

DIGITAL ARTIST & VISUALIZER

ALSO CONNECT TO: WWW.WHOISEXPO.COM

5 / 6

Signatures



Physical artwork is always handed over with a QR code signature that is only visible in black light. By scanning the code you will be connected to a special certificate server.

When delivered, this signature is still issued on EXPO. By selling the piece and transferring ownership to the buyer, this signature is changed and the buyer's personal data is stored.

Non fungible tokens (NFT's) are delivered only in digital form as an e-mail attachment with a certificate and an inseparable signature. After the sale of an NFT, the signature is changed and adapted or transferred to the buyer.

Please note:

Sales margins are negotiated individually with every exhibitor in advance of the exhibition.

EXPO

DIGITAL ARTIST & VISUALIZER

ALSO CONNECT TO: **WWW.WHOISEXPO.COM**

6 / 6